

CEILING SYSTEMS
MODULAR

230 series

HOOK-ON

Hook type ceiling designed for internal or external application. Modular ceiling panel laid on concealed 'J' profile. Lift upwards out and drop down to gain ceiling void access. Offered in wide range of sizes, colors & finishes.

FEATURES

MATERIAL

Aluminum Alloy as per EN AW 3000 or 5000 series.

Zinc Plated Galvanized Steel G90 grade.

THICKNESS

Aluminum: 0.6mm to 3.0mm.

Galvanized Steel: 0.5mm to 2.0mm.

+ Custom thickness are available upon request

SURFACE FINISH

Plain
Perforated
Decorative Patterns

SIZES

SINGLE OR DOUBLE SKIN PANELS (mm)

WIDTH: 200 to 1000

LENGTH: 500 to 3000

+ Custom sizes are available upon request

COATING

Polyester Coating: ((5 μ (Back) + 20 μ (Face))

Polyester Powder Coating: (70 μ -80 μ)


+ High Performance Coatings like PESDF, PVDF and POLYAMIDE are available upon request.

INSULATION

Acoustic Black Fleece is non-flammable and meets the standard DIN 4102 / B1. Classification A1 according to EN 13501-1.

Rockwool slabs conforming to ASTM C612 and equivalent BS 3958-5 are provided for acoustic insulation.

COLORS



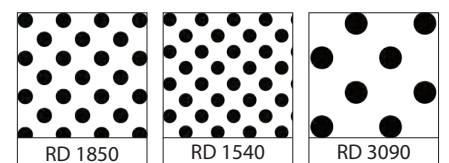
SPECIAL FINISHES



+ See www.rammatal.com for additional colors & special finishes available

+ Special finishes can be provided in lamination, sublimation or coil coating process.

PERFORATION PATTERNS



+ See www.rammatal.com for all available pattern options

DATA / PERFORMANCE



ACOUSTICS

Tested as per BS EN ISO 354: 2003 for sound absorption, noise reduction and sound attenuation.

NRC achieved with Acoustic Black fleece – NRC 0.75

NRC achieved with Acoustic Black Fleece and Rockwool Insulation – NRC 1.00

Tested as per ASTM E1414-11a for Airborne Sound Attenuation as per ISO 10848-2.

CAC can achieved up to – 48 dB

Perforated & Sound Attenuation cover



ANTI BACTERIAL COATING

Tested as per JIS Z 2801: 2000, which inhibits the growth of bacteria on the applied surface.



LIGHT REFLECTANCE (LR)

Achieved by the metal ceiling is LR – 0.85-0.96 tested as per ASTM E 1477.



FIRE PERFORMANCE

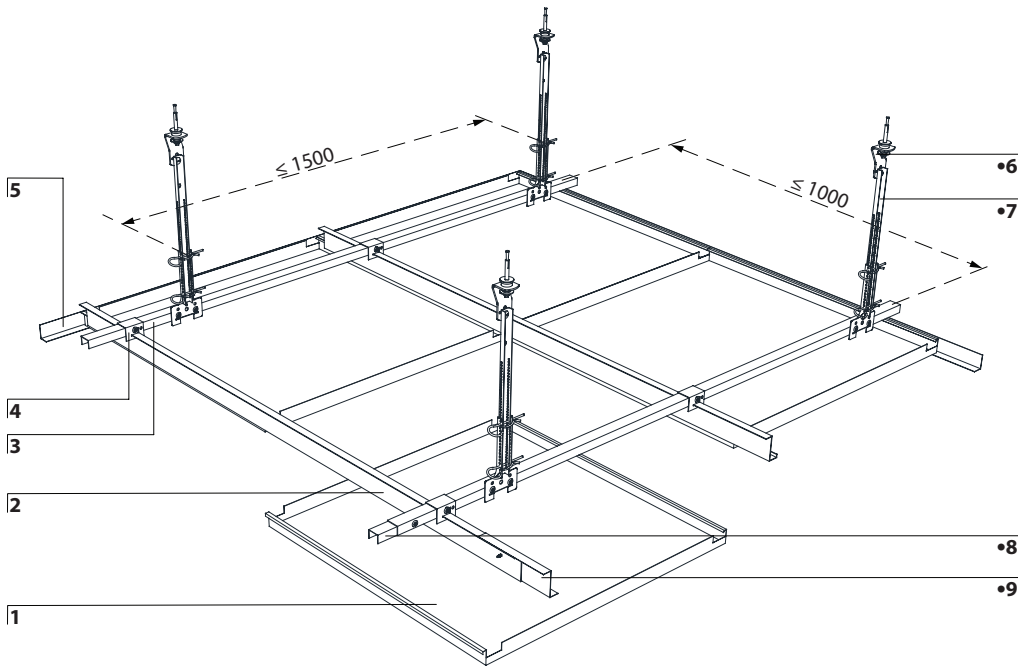
Surface Spread of flame Class 1 tested as per BS 476: Part 7: 1997

“Non-Combustible” Material tested as per BS 476: Part4: 1970

Flame Spread and Smoke Development Index tested as per ASTM E84 (Class 1 or A)

RAM 231 HOOK-ON

ISOMETRIC DETAIL



COMPONENTS

- 1 Panel
- 2 Z Carrier
- 3 Stabilizer
- 4 ZC Bracket
- 5 Wall Trim
- 6 Anti-Vibration Clip (RH) •
- 7 Rigid Hanging System •
- 8 ST Splice •
- 9 C Splice •
- 10 U Bracket •
- 11 Threaded Rod ♦
- 12 Anti-Vibration Clip (TR) •
- 13 Self-Adhesive Seal •
- 14 Wedge •

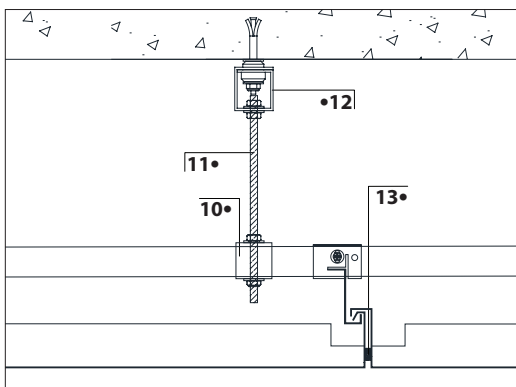


Luminous Panel •

• Optional

Custom sizes can be offered

HANGING SOLUTION



JOINT DETAIL



PERIMETER OPTIONS

